מגרש 157



DIAMETER	#200
SLOPE	5.0%
INVERT LEVEL	59.13 / 58.64
WALL THICK	
MATERIAL	פלסיקן PE-100 דרג 10 במומות 6,0 חיבורי אלקטרופיוזיין
DESIGNED G.L.	60.74 / 60.23 / 60.23 / 60.66
EXISTING G.L.	57.74 / 57.53 / 57.53 / 57.51
STATION	0.0 / 8.0 / 8.0 / 16.0
DISTANCE	16.0
No.	104 / M157

File path: X:\WORK\2022\959\N185-22-959\HATAHAM\Hotshim Meluration\DXF-2025.07.30\104-M157.prj.dxf
Pipeline 104–M157 – 1:200/1:200

מגרש 160

DIAMETER	#200
SLOPE	5.0%
INVERT LEVEL	59.01 / 58.57
WALL THICK	
MATERIAL	פלסיקן PE-100 דרג 10 במומות 6,0 חיבורי אלקטרופיוזיין
DESIGNED G.L.	60.67 / 60.63 / 60.57 / 60.60
EXISTING G.L.	57.78 / 57.74 / 57.73 / 57.74
STATION	0.0 / 6.1 / 6.1 / 12.1
DISTANCE	12.1
No.	108 / M160

File path: X:\WORK\2022\959\N185-22-959\HATAHAM\Hotshim Meluration\DXF-2025.07.30\108-M160.prj.dxf
Pipeline 108–M160 – 1:200/1:200

מגרש 515

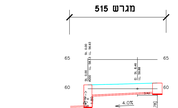

DIAMETER	#200
SLOPE	5.0%
INVERT LEVEL	59.01 / 58.56
WALL THICK	
MATERIAL	פלסיקן PE-100 דרג 10 במומות 6,0 חיבורי אלקטרופיוזיין
GROUND LEVEL	60.62 / 60.74 / 60.78 / 60.78
STATION	0.0 / 5.9 / 5.9 / 11.9
DISTANCE	11.9
No.	108 / M515

File path: X:\WORK\2022\959\N185-22-959\HATAHAM\Hotshim Meluration\DXF-2025.07.30\108-M515.prj.dxf
Pipeline 108–M515 – 1:200/1:200

מגרש 135



DIAMETER	#200
SLOPE	5.0%
INVERT LEVEL	60.00 / 59.54
WALL THICK	
MATERIAL	פלסיקן PE-100 דרג 10 במומות 6,0 חיבורי אלקטרופיוזיין
DESIGNED G.L.	62.62 / 62.51 / 62.54 / 62.58
EXISTING G.L.	59.63 / 59.54 / 59.49 / 59.49
STATION	0.0 / 8.3 / 8.3 / 16.5
DISTANCE	16.5
No.	214 / M135

File path: X:\WORK\2022\959\N185-22-959\HATAHAM\Hotshim Meluration\DXF-2025.07.30\214-M135.prj.dxf
Pipeline 214–M135 – 1:200/1:200

מגרש 134

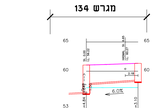

DIAMETER	#200
SLOPE	5.0%
INVERT LEVEL	60.10 / 59.65
WALL THICK	
MATERIAL	פלסיקן PE-100 דרג 10 במומות 6,0 חיבורי אלקטרופיוזיין
DESIGNED G.L.	62.08 / 61.72 / 61.72 / 61.80
EXISTING G.L.	59.73 / 59.71 / 59.71 / 59.71
STATION	0.0 / 4.4 / 4.4 / 8.8
DISTANCE	8.8
No.	216 / M134

File path: X:\WORK\2022\959\N185-22-959\HATAHAM\Hotshim Meluration\DXF-2025.07.30\216-M134.prj.dxf
Pipeline 216–M134 – 1:200/1:200

מגרש 506

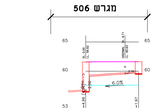

DIAMETER	#200
SLOPE	5.0%
INVERT LEVEL	60.21 / 59.77
WALL THICK	
MATERIAL	פלסיקן PE-100 דרג 10 במומות 6,0 חיבורי אלקטרופיוזיין
DESIGNED G.L.	61.98 / 61.80
EXISTING G.L.	59.98 / 59.91
STATION	0.0 / 4.5 / 4.5 / 9.0
DISTANCE	9.0
No.	218 / M506

File path: X:\WORK\2022\959\N185-22-959\HATAHAM\Hotshim Meluration\DXF-2025.07.30\218-M506.prj.dxf
Pipeline 218–M506 – 1:200/1:200

מגרש 133

DIAMETER	#200
SLOPE	5.0%
INVERT LEVEL	60.28 / 59.83
WALL THICK	
MATERIAL	פלסיקן PE-100 דרג 10 במומות 6,0 חיבורי אלקטרופיוזיין
DESIGNED G.L.	61.78 / 61.23
EXISTING G.L.	59.61 / 59.57
STATION	0.0 / 5.2 / 5.2 / 10.4
DISTANCE	10.4
No.	96.01 / M133

File path: X:\WORK\2022\959\N185-22-959\HATAHAM\Hotshim Meluration\DXF-2025.07.30\220-M133.prj.dxf
Pipeline 220–M133 – 1:200/1:200

מגרש 132

DIAMETER	#200
SLOPE	5.0%
INVERT LEVEL	60.78 / 60.37
WALL THICK	
MATERIAL	פלסיקן PE-100 דרג 10 במומות 6,0 חיבורי אלקטרופיוזיין
DESIGNED G.L.	61.12 / 61.12 / 60.92
EXISTING G.L.	59.56 / 59.53 / 59.51
STATION	0.0 / 4.3 / 4.3 / 8.5
DISTANCE	8.5
No.	223 / M132

File path: X:\WORK\2022\959\N185-22-959\HATAHAM\Hotshim Meluration\DXF-2025.07.30\223-M132.prj.dxf
Pipeline 223–M132 – 1:200/1:200

מגרש 131



DIAMETER	#200
SLOPE	5.0%
INVERT LEVEL	59.01 / 58.55
WALL THICK	
MATERIAL	פלסיקן PE-100 דרג 10 במומות 6,0 חיבורי אלקטרופיוזיין
DESIGNED G.L.	61.88 / 61.88 / 62.00 / 62.13
EXISTING G.L.	59.28 / 59.29 / 59.30 / 59.31
STATION	0.0 / 10.4 / 10.4 / 20.8
DISTANCE	20.8
No.	224 / M131

File path: X:\WORK\2022\959\N185-22-959\HATAHAM\Hotshim Meluration\DXF-2025.07.30\224-M131.prj.dxf
Pipeline 224–M131 – 1:200/1:200

מגרש 130

DIAMETER	#200
SLOPE	5.0%
INVERT LEVEL	59.13 / 58.63
WALL THICK	
MATERIAL	פלסיקן PE-100 דרג 10 במומות 6,0 חיבורי אלקטרופיוזיין
DESIGNED G.L.	62.54 / 62.27
EXISTING G.L.	59.16 / 59.20
STATION	0.0 / 4.6 / 4.6 / 9.3
DISTANCE	9.3
No.	226 / M130

File path: X:\WORK\2022\959\N185-22-959\HATAHAM\Hotshim Meluration\DXF-2025.07.30\226-M130.prj.dxf
Pipeline 226–M130 – 1:200/1:200

מגרש 240

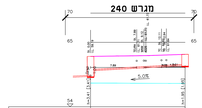

DIAMETER	#200
SLOPE	5.0%
INVERT LEVEL	59.29 / 58.81
WALL THICK	
MATERIAL	פלסיקן PE-100 דרג 10 במומות 6,0 חיבורי אלקטרופיוזיין
DESIGNED G.L.	62.60 / 62.17
EXISTING G.L.	59.56 / 59.63
STATION	0.0 / 8.1 / 8.1 / 16.1
DISTANCE	16.1
No.	229 / M240

File path: X:\WORK\2022\959\N185-22-959\HATAHAM\Hotshim Meluration\DXF-2025.07.30\229-M240.prj.dxf
Pipeline 229–M240 – 1:200/1:200

מגרש 128



DIAMETER	#200
SLOPE	5.0%
INVERT LEVEL	59.38 / 58.92
WALL THICK	
MATERIAL	פלסיקן PE-100 דרג 10 במומות 6,0 חיבורי אלקטרופיוזיין
DESIGNED G.L.	62.17
EXISTING G.L.	59.56 / 59.54
STATION	0.0 / 7.7 / 7.7 / 15.4
DISTANCE	15.4
No.	230 / M128

File path: X:\WORK\2022\959\N185-22-959\HATAHAM\Hotshim Meluration\DXF-2025.07.30\230-M128.prj.dxf
Pipeline 230–M128 – 1:200/1:200

מגרש 129

DIAMETER	#200
SLOPE	5.0%
INVERT LEVEL	59.43 / 59.00
WALL THICK	
MATERIAL	פלסיקן PE-100 דרג 10 במומות 6,0 חיבורי אלקטרופיוזיין
DESIGNED G.L.	61.38 / 61.41 / 61.42
EXISTING G.L.	59.35 / 59.34 / 59.33 / 59.33
STATION	0.0 / 6.6 / 6.6 / 13.2
DISTANCE	13.2
No.	361 / M129

File path: X:\WORK\2022\959\N185-22-959\HATAHAM\Hotshim Meluration\DXF-2025.07.30\361-M129.prj.dxf
Pipeline 361–M129 – 1:200/1:200

מגרש 128

DIAMETER	#200
SLOPE	5.0%
INVERT LEVEL	59.43 / 59.00
WALL THICK	
MATERIAL	פלסיקן PE-100 דרג 10 במומות 6,0 חיבורי אלקטרופיוזיין
DESIGNED G.L.	61.38 / 61.28 / 61.42 / 61.45
EXISTING G.L.	59.35 / 59.34 / 59.33 / 59.33
STATION	0.0 / 4.2 / 4.2 / 8.4
DISTANCE	8.4
No.	111-01 / M250

File path: X:\WORK\2022\959\N185-22-959\HATAHAM\Hotshim Meluration\DXF-2025.07.30\361-M250.prj.dxf
Pipeline 361–M250 – 1:200/1:200

מגרש 128



DIAMETER	#200
SLOPE	5.0%
INVERT LEVEL	59.43 / 59.01
WALL THICK	
MATERIAL	פלסיקן PE-100 דרג 10 במומות 6,0 חיבורי אלקטרופיוזיין
DESIGNED G.L.	61.14 / 61.14 / 61.21 / 61.25
EXISTING G.L.	59.11 / 59.12 / 59.13 / 59.13
STATION	0.0 / 5.2 / 5.2 / 10.4
DISTANCE	10.4
No.	362 / M254

File path: X:\WORK\2022\959\N185-22-959\HATAHAM\Hotshim Meluration\DXF-2025.07.30\362-M254.prj.dxf
Pipeline 362–M254 – 1:200/1:200

מגרש 156

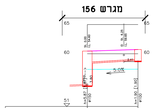

DIAMETER	#200
SLOPE	5.0%
INVERT LEVEL	59.28 / 58.83
WALL THICK	
MATERIAL	פלסיקן PE-100 דרג 10 במומות 6,0 חיבורי אלקטרופיוזיין
DESIGNED G.L.	61.54 / 61.54
EXISTING G.L.	59.24 / 59.24
STATION	0.0 / 4.3 / 4.3 / 8.7
DISTANCE	8.7
No.	1042 / M156

File path: X:\WORK\2022\959\N185-22-959\HATAHAM\Hotshim Meluration\DXF-2025.07.30\1042-M156.prj.dxf
Pipeline 1042–M156 – 1:200/1:200

מגרש 258

DIAMETER	#200
SLOPE	5.0%
INVERT LEVEL	59.38 / 58.88
WALL THICK	
MATERIAL	פלסיקן PE-100 דרג 10 במומות 6,0 חיבורי אלקטרופיוזיין
DESIGNED G.L.	61.78 / 61.77
EXISTING G.L.	59.28 / 59.28 / 59.11 / 59.13
STATION	0.0 / 5.8 / 5.8 / 11.7
DISTANCE	11.7
No.	1051 / M258

File path: X:\WORK\2022\959\N185-22-959\HATAHAM\Hotshim Meluration\DXF-2025.07.30\1051-M258.prj.dxf
Pipeline 1051–M258 – 1:200/1:200

מגרש 150

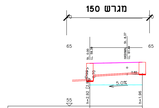

DIAMETER	#200
SLOPE	5.0%
INVERT LEVEL	59.54 / 59.04
WALL THICK	
MATERIAL	פלסיקן PE-100 דרג 10 במומות 6,0 חיבורי אלקטרופיוזיין
DESIGNED G.L.	62.42 / 62.42
EXISTING G.L.	59.62 / 59.63
STATION	0.0 / 4.5 / 4.5 / 9.0
DISTANCE	9.0
No.	1064 / M150

File path: X:\WORK\2022\959\N185-22-959\HATAHAM\Hotshim Meluration\DXF-2025.07.30\1064-M150.prj.dxf
Pipeline 1064–M150 – 1:200/1:200

מגרש 151

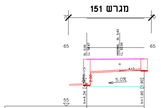

DIAMETER	#200
SLOPE	5.0%
INVERT LEVEL	59.78 / 59.33
WALL THICK	
MATERIAL	פלסיקן PE-100 דרג 10 במומות 6,0 חיבורי אלקטרופיוזיין
DESIGNED G.L.	62.63 / 62.63
EXISTING G.L.	59.82 / 59.83
STATION	0.0 / 4.9 / 4.9 / 9.8
DISTANCE	9.8
No.	1061 / M151

File path: X:\WORK\2022\959\N185-22-959\HATAHAM\Hotshim Meluration\DXF-2025.07.30\1061-M151.prj.dxf
Pipeline 1061–M151 – 1:200/1:200

מגרש 152

DIAMETER	#200
SLOPE	5.0%
INVERT LEVEL	59.93 / 59.48
WALL THICK	
MATERIAL	פלסיקן PE-100 דרג 10 במומות 6,0 חיבורי אלקטרופיוזיין
DESIGNED G.L.	62.63 / 62.63
EXISTING G.L.	59.93 / 59.98
STATION	0.0 / 3.3 / 3.3 / 6.7
DISTANCE	6.7
No.	1059 / M152

File path: X:\WORK\2022\959\N185-22-959\HATAHAM\Hotshim Meluration\DXF-2025.07.30\1059-M152.prj.dxf
Pipeline 1059–M152 – 1:200/1:200

מגרש 153

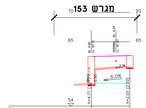

DIAMETER	#200
SLOPE	5.0%
INVERT LEVEL	60.01 / 59.51
WALL THICK	
MATERIAL	פלסיקן PE-100 דרג 10 במומות 6,0 חיבורי אלקטרופיוזיין
DESIGNED G.L.	62.63 / 62.63
EXISTING G.L.	60.00 / 60.00
STATION	0.0 / 3.3 / 3.3 / 6.6
DISTANCE	6.6
No.	1057 / M153

File path: X:\WORK\2022\959\N185-22-959\HATAHAM\Hotshim Meluration\DXF-2025.07.30\1057-M153.prj.dxf
Pipeline 1057–M153 – 1:200/1:200

מגרש 509

DIAMETER	#200
SLOPE	5.0%
INVERT LEVEL	60.14 / 59.69
WALL THICK	
MATERIAL	פלסיקן PE-100 דרג 10 במומות 6,0 חיבורי אלקטרופיוזיין
DESIGNED G.L.	62.63 / 62.63
EXISTING G.L.	60.06 / 60.11
STATION	0.0 / 3.1 / 3.1 / 6.3
DISTANCE	6.3
No.	1055 / M509

File path: X:\WORK\2022\959\N185-22-959\HATAHAM\Hotshim Meluration\DXF-2025.07.30\1055-M509.prj.dxf
Pipeline 1055–M509 – 1:200/1:200

מגרש 154

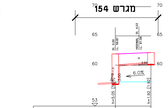

DIAMETER	#200
SLOPE	5.0%
INVERT LEVEL	60.27 / 59.82
WALL THICK	
MATERIAL	פלסיקן PE-100 דרג 10 במומות 6,0 חיבורי אלקטרופיוזיין
DESIGNED G.L.	62.63 / 62.63
EXISTING G.L.	60.27 / 60.27
STATION	0.0 / 3.0 / 3.0 / 6.1
DISTANCE	6.1
No.	1053 / M154

File path: X:\WORK\2022\959\N185-22-959\HATAHAM\Hotshim Meluration\DXF-2025.07.30\1053-M154.prj.dxf
Pipeline 1053–M154 – 1:200/1:200

מגרש 514

DIAMETER	#200
SLOPE	5.0%
INVERT LEVEL	60.38 / 59.93
WALL THICK	
MATERIAL	פלסיקן PE-100 דרג 10 במומות 6,0 חיבורי אלקטרופיוזיין
DESIGNED G.L.	62.63 / 62.63
EXISTING G.L.	60.38 / 60.38
STATION	0.0 / 2.5 / 2.5 / 5.1
DISTANCE	5.1
No.	1050L / M514

File path: X:\WORK\2022\959\N185-22-959\HATAHAM\Hotshim Meluration\DXF-2025.07.30\1050L-M514.prj.dxf
Pipeline 1050L–M514 – 1:200/1:200

מגרש 845



DIAMETER	#200
SLOPE	5.0%
INVERT LEVEL	59.29 / 58.84
WALL THICK	
MATERIAL	פלסיקן PE-100 דרג 10 במומות 6,0 חיבורי אלקטרופיוזיין
DESIGNED G.L.	61.89
EXISTING G.L.	59.24 / 59.24
STATION	0.0 / 6.8 / 6.8 / 13.6
DISTANCE	13.6
No.	109-01 / M845

File path: X:\WORK\2022\959\N185-22-959\HATAHAM\Hotshim Meluration\DXF-2025.07.30\109-01-M845.prj.dxf
Pipeline 109-01–M845 – 1:200/1:200

מגרש 259

DIAMETER	#200
SLOPE	5.0%
INVERT LEVEL	59.38 / 58.88
WALL THICK	
MATERIAL	פלסיקן PE-100 דרג 10 במומות 6,0 חיבורי אלקטרופיוזיין
DESIGNED G.L.	61.13 / 61.13
EXISTING G.L.	59.13 / 59.13
STATION	0.0 / 4.4 / 4.4 / 8.9
DISTANCE	8.9
No.	1048 / M259

File path: X:\WORK\2022\959\N185-22-959\HATAHAM\Hotshim Meluration\DXF-2025.07.30\1048-M259.prj.dxf
Pipeline 1048–M259 – 1:200/1:200

מגרש 508

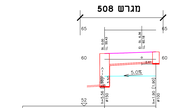

DIAMETER	#200
SLOPE	5.0%
INVERT LEVEL	59.43 / 59.00
WALL THICK	
MATERIAL	פלסיקן PE-100 דרג 10 במומות 6,0 חיבורי אלקטרופיוזיין
DESIGNED G.L.	61.11 / 61.11
EXISTING G.L.	59.11 / 59.11
STATION	0.0 / 4.4 / 4.4 / 8.8
DISTANCE	8.8
No.	1046 / M508

File path: X:\WORK\2022\959\N185-22-959\HATAHAM\Hotshim Meluration\DXF-2025.07.30\1046-M508.prj.dxf
Pipeline 1046–M508 – 1:200/1:200

מגרש 155

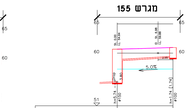

DIAMETER	#200
SLOPE	5.0%
INVERT LEVEL	59.58 / 59.13
WALL THICK	
MATERIAL	פלסיקן PE-100 דרג 10 במומות 6,0 חיבורי אלקטרופיוזיין
DESIGNED G.L.	61.12 / 61.12
EXISTING G.L.	59.12 / 59.12
STATION	0.0 / 4.7 / 4.7 / 9.5
DISTANCE	9.5
No.	1044 / M155

File path: X:\WORK\2022\959\N185-22-959\HATAHAM\Hotshim Meluration\DXF-2025.07.30\1044-M155.prj.dxf
Pipeline 1044–M155 – 1:200/1:200

MASSAD OZ CPM
MANAGEMENT & ENGINEERING

מהדורה REVISION	שינוי CHANGE	מס' גר.	
לביצוע	25.01.26	לאישור	05.08.25

סירקין- בנכר - קורנברג
מהנדסים יועצים בע"מ
רח' אלקבץ מאיר 7, 7565
03-9239004 :פקס 03-9239003 :טל.
office@sbk-eng.co.il

PROJECT NAME שם הפרויקט
שפולה - שכונת רבנו גבעון
תכנון קווי מים וביוב

PREPARED FOR הוכן עבור
חאביד מ' נע"ם

SUBJECT OF DRAWING תאור הציור
חתכי אורך קווי ביוב וחיבורים ציידיים

DESIGN עורך	שמיר מנור	SCALE קנ"מ	1:200/1:200
DRAWN מצייר	נסראוי זכריה	DATE תאריך	05.08.2025
CHECKED בודק	שמיר מנור	PROJECT NO. מס' פרויקט	N185-22-959
APPROVED מאשר	יוסי שמיר	FILE NAME שם הקובץ	200N18522.dwg

natalia Jan 25, 2026 - 2:43pm
X:\WORK\2022\959\N185-22-959\Tikhnun\200N18522.dwg